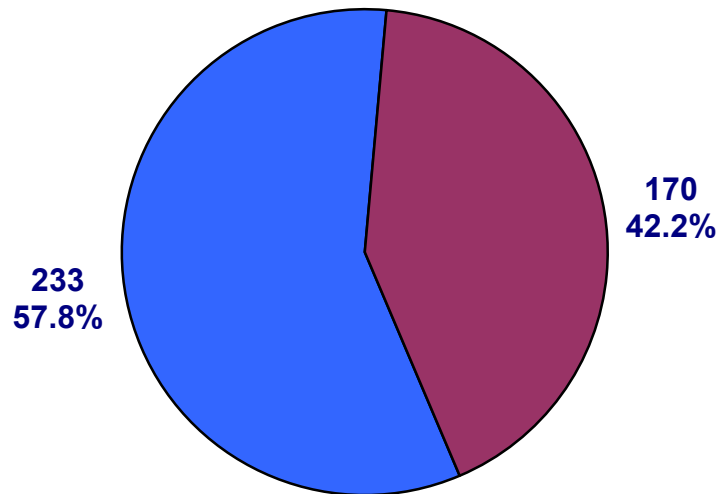


# FDIC Contracting Awards

## January 1 – December 31, 2022

### MWOB PARTICIPATION (DOLLARS IN MILLIONS)

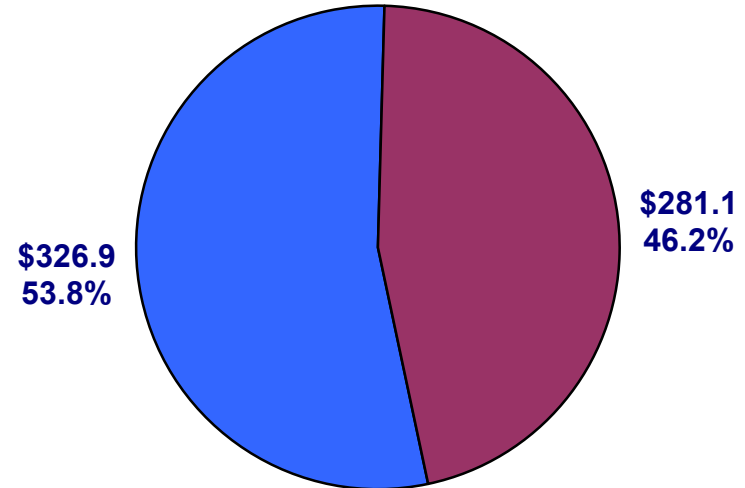
TOTAL ACTIONS – 403



■ NON MWOB ■ MWOB

34 (or 8.4%) of the actions in 2022 YTD were awarded to businesses classified as both minority-owned and women-owned

TOTAL DOLLARS - \$608.0



■ NON MWOB ■ MWOB

\$20.8 (or 3.4%) of the dollars in 2022 YTD were awarded to businesses classified as both minority-owned and women-owned

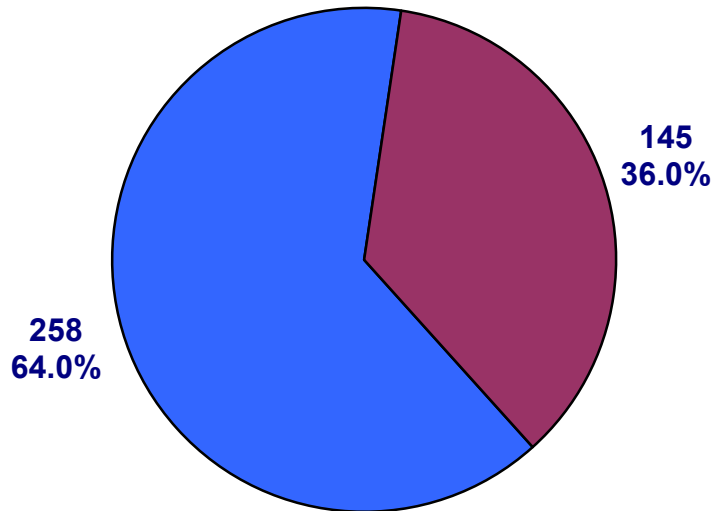
January 5, 2023

# FDIC Contracting Awards

January 1 – December 31, 2022

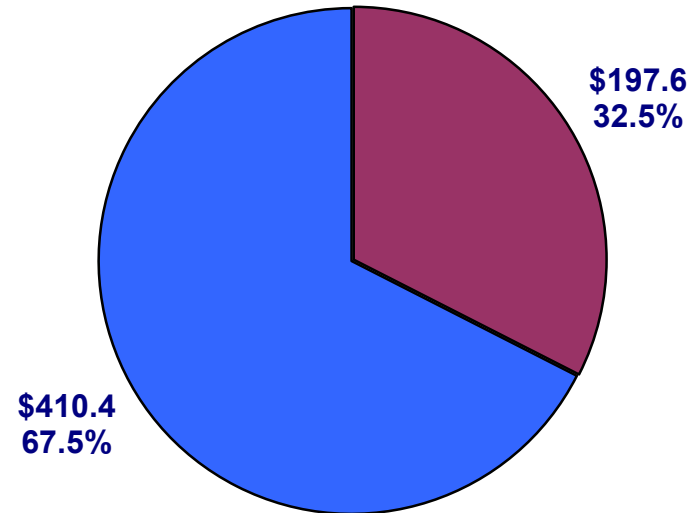
## WOMEN OWNED (WO) PARTICIPATION (DOLLARS IN MILLIONS)

TOTAL ACTIONS – 403



■ NON WO    ■ WO

TOTAL DOLLARS - \$608.0



■ NON WO    ■ WO

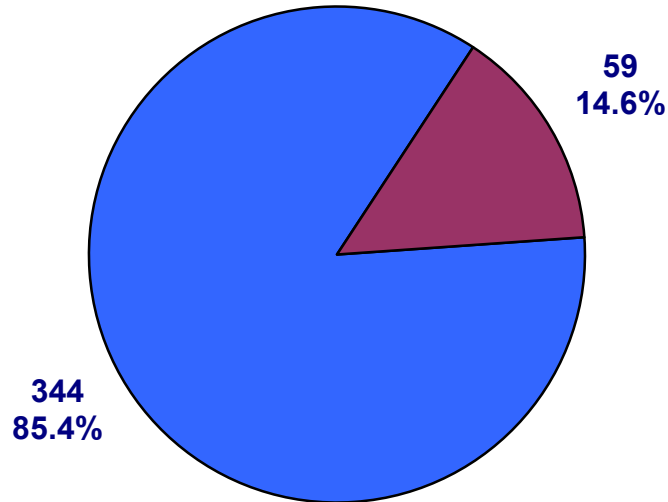
January 5, 2023

# FDIC Contracting Awards

January 1 – December 31, 2022

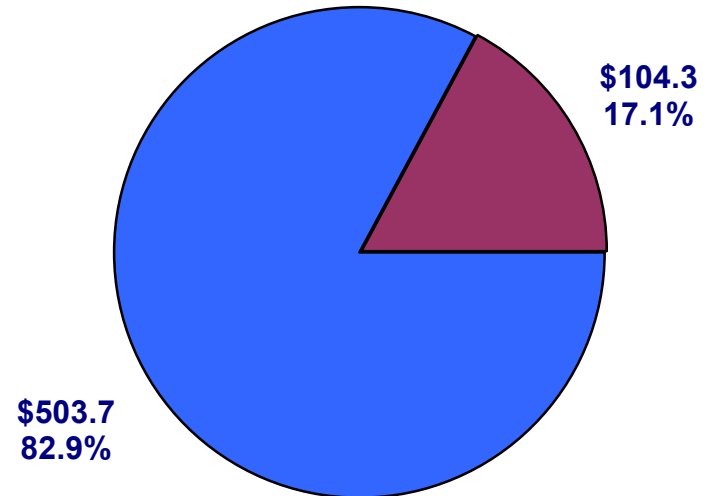
## MINORITY OWNED (MO) PARTICIPATION (DOLLARS IN MILLIONS)

TOTAL ACTIONS – 403



■ NON MO    ■ MO

TOTAL DOLLARS - \$608.0



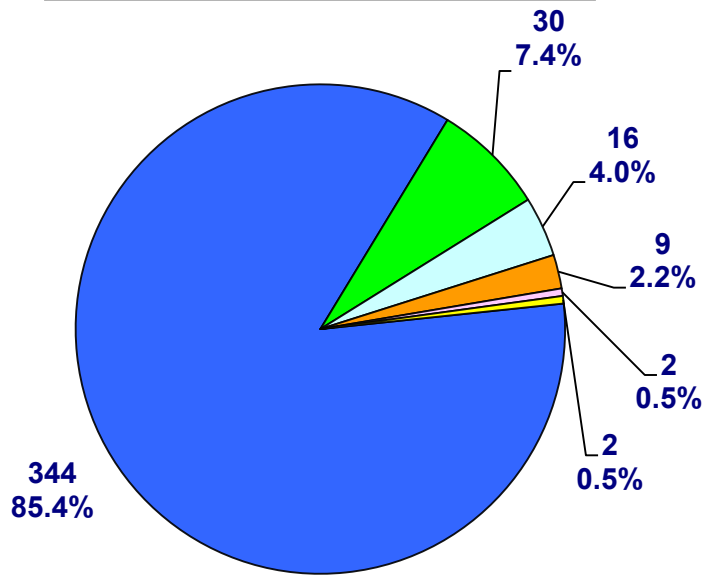
■ NON MO    ■ MO

# FDIC Contracting Awards

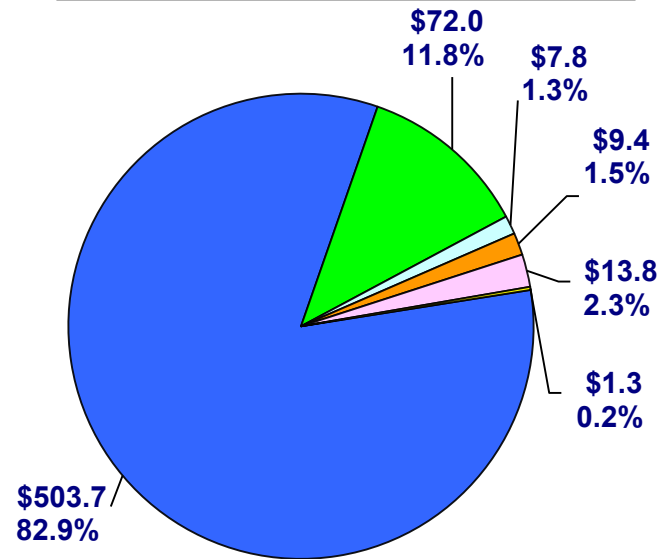
January 1 – December 31, 2022

## MINORITY OWNED PARTICIPATION BY ETHNICITY (DOLLARS IN MILLIONS)

TOTAL ACTIONS – 403



TOTAL DOLLARS - \$608.0



January 5, 2023

<b>FDIC Contracting Payments</b>	
<b>Year-to-Date Through December 2022</b>	
Total	\$ 487.4
<i>Total</i>	<i>100.0%</i>
MWOB	\$ 177.4
<i>MWOB</i>	<i>36.4%</i>
Minority Owned (MO)	\$ 121.1
<i>Minority Owned (MO)</i>	<i>24.8%</i>
Women Owned (WO)	\$ 76.5
<i>Women Owned (WO)</i>	<i>15.7%</i>
Overlap (Both MO & WO)	\$ 20.2
<i>Overlap (Both MO &amp; WO)</i>	<i>4.2%</i>
Asian American	\$ 83.1
<i>Asian American</i>	<i>17.1%</i>
Black American	\$ 18.9
<i>Black American</i>	<i>3.9%</i>
Hispanic American	\$ 18.1
<i>Hispanic American</i>	<i>3.7%</i>
Native American	\$ 0.7
<i>Native American</i>	<i>0.1%</i>
Other	\$ 0.3
<i>Other</i>	<i>0.1%</i>
MWOB = MO, or WO, or both MO & WO	
Dollars are in millions	
FDIC Contracting Payments represent the total dollar amount of contract and task order payments made during the stated period.	

## MWOB CONTRACTING 2022 THRU DECEMBER

Contractor	Description of Services	Number of Awards	Total Dollar Value	Division	MWOB STATUS	Ethnicity
MSOL INC	Information Technology Application Support	3	\$66,547,339	DIT	WO	
FCN INC	Hardware and Software	72	\$21,649,957	DIT	WO	
HARMONIA HOLDINGS GROUP, LLC	Information Technology Application Support	2	\$19,603,250	DIT	WO	Subcontinent Asian (Asian-Indian) American Owned
NAVITAS BUSINESS CONSULTING INC	Information Technology Application Support	1	\$15,980,391	DIT	WO	Subcontinent Asian (Asian-Indian) American Owned
AMALGA SYSTEMS INC	Strategy and Business Support Services	1	\$15,239,266	DIT	MO	Asian-Pacific American Owned
APPIAN LOGIC LLC	Identity Credential Access Mngt Support Svcs	1	\$14,934,857	DIT	WO	
EAGLE HEALTH LLC	Occupational Health Services	1	\$13,615,688	DOA	MO	Native American Owned
NFINITY LLC	Information Security & Privacy Program Support Svcs, Financial and Management Reporting	2	\$11,956,424	DRR	MO	Subcontinent Asian (Asian-Indian) American Owned
SYNERGY BUSINESS INNOVATION & SOLUTIONS	Information Technology Application Support	1	\$11,609,117	DIT	MO	Subcontinent Asian (Asian-Indian) American Owned
DEVAL LLC	Consolidated Loan Servicing	1	\$10,000,000	DRR	WO	Hispanic American Owned
AFG GROUP INC	Construction Management	1	\$8,880,662	DOA	WO	
UNITED SOLUTIONS, LLC	Strategy and Governance Support	1	\$7,577,935	DIT	MO	Asian-Pacific American Owned
CAPITAL BRAND GROUP LLC	SFRO Building Engineering Services	1	\$7,213,576	DOA	MO	Hispanic American Owned
GMC TEK LLC	Hardware and Software Maintenance	3	\$7,040,150	DIT	MO/WO	Asian-Pacific American Owned
INSPECTION EXPERTS, INC.	Occupational Health-Safety Support Svcs	1	\$6,600,042	DOA	MO/WO	Subcontinent Asian (Asian-Indian) American Owned
KARTHIK CONSULTING LLC	Data Orchestration & Integration	1	\$4,801,291	DIT	MO	Subcontinent Asian (Asian-Indian) American Owned
BRMI CONSULTING, INC.	Strategy and Business Solutions Support	1	\$4,574,554	DIT	MO	Black American Owned
EXHIBIT EDGE INC	Trade Show Exhibit Services	1	\$4,555,237	OMWI	WO	
WRG LLC	Furniture	2	\$3,640,513	DOA	WO	
CITIZANT, INC.	Strategy and Business Solutions Support	1	\$3,590,150	DIT	WO	
GAGHAN MECHANICAL, INC.	Boiler Replacement	1	\$2,500,000	DOA	MO	Asian-Pacific American Owned
MIR, MITCHELL & COMPANY, LLP	Business Operations Support-Accounting Svcs	1	\$2,100,000	DRR	WO	
MAX CYBERSECURITY LLC	Building Management - Cybersecurity Support	1	\$1,910,613	DOA	MO	Black American Owned
ZERO WASTE SOLUTIONS, INC.	Janitorial Services	1	\$1,787,667	DOA	MO/WO	Asian-Pacific American Owned
SOLERS RESEARCH GROUP INC.	Instructional System Designer Svcs	1	\$1,288,431	CU	MO/WO	Other than one of the preceding
CORPORATE ENVIRONMENTS OF GEORGIA, INC.	Furniture	1	\$1,066,532	DOA	WO	
RHOMBUZZ LLC	Adobe Experience Manager Forms Developer	1	\$978,000	DOA	MO/WO	Subcontinent Asian (Asian-Indian) American Owned
STERLING COMPUTERS CORPORATION	Software	4	\$903,592	DIT	WO	
DOLIVEIRA SYSTEMS LLC	Building Roof Membrane Replacement	1	\$872,150	DOA	MO/WO	Hispanic American Owned
THE E GROUP, INC.	Rewards & Recognition Items	1	\$791,823	DOA	WO	
SOFTWARE INFORMATION RESOURCE CORP	Hardware and Software Maintenance	9	\$737,890	DIT	MO/WO	Subcontinent Asian (Asian-Indian) American Owned

(Continued on next page)

## MWOB CONTRACTING 2022 THROUGH DECEMBER

(Continued from previous page )

Contractor	Description of Services	Number of Awards	Total Dollar Value	Division	MWOB STATUS	Ethnicity
ADR VANTAGE INC	Diversity-Developmental Training	1	\$650,294	MWI	WO	
BIALEK CORPORATION OF MARYLAND	Furniture	1	\$647,536	DOA	WO	
NEW TECH SOLUTIONS INC	Hardware	2	\$626,240	DIT	MO	Subcontinent Asian (Asian-Indian) American Owned
FELLOWS CORPORATE CONSORTIUM LLC	Training and Consulting Services	1	\$498,540	DOA	MO/WO	Black American Owned
PHOENIX TECHNOLOGY SOLUTIONS, L.L.C.	Pre and Mid Career Retirement Seminars	1	\$424,656	CU	WO	
M2 TECHNOLOGY INC	Software Maintenance	1	\$376,367	DIT	MO	Hispanic American Owned
SUPPLYSOURCE DC, LLC	Furniture	3	\$359,762	DOA	MO	Hispanic American Owned
PTG INTERNATIONAL INC	Training-Design-Development of Evaluation & Assessment Programs II	1	\$323,382	CU	MO	Hispanic American Owned
IVY PLANNING GROUP, LLC	Diversity and Inclusion Consultation Services	4	\$299,496	MWI	MO/WO	Black American Owned
HEXORDIA LLC	Software	1	\$252,763	DIT	WO	
INTERIOR RESOURCE GROUP INC	Furniture	2	\$240,367	DOA	MO	Hispanic American Owned
QUALITY, COMPLIANCE & MNGT CONSULTING	Effective Writing Instructor	1	\$236,528	CU	MO/WO	Black American Owned
BAHFED CORP	Software	1	\$225,786	DIT	MO	Subcontinent Asian (Asian-Indian) American Owned
SHI INTERNATIONAL CORP	Software	2	\$197,776	DIT	MO/WO	Asian-Pacific American Owned
RAVENTEK SOLUTION PARTNERS, LLC	Hardware Maintenance	1	\$195,165	DIT	MO	Native American Owned
CAROL PHILP INC	Promotional Items	1	\$127,820	OMWI	WO	
WORLEY AUCTIONEERS & APPRAISERS, INC.	FF&E Inventory/Auction Services	1	\$119,250	DRR	WO	
ZEVA INCORPORATED	Software	1	\$116,032	DIT	WO	
OGIS COMMUNICATION GROUP, INC.	Hardware	1	\$103,923	DIT	MO	Black American Owned
ENTERPRISE TECHNOLOGY SOLUTIONS, INC.	Software	4	\$97,660	DIT	WO	Subcontinent Asian (Asian-Indian) American Owned
PROVEN MANAGEMENT LLC	National Moving and Relocation Services	5	\$83,428	DOA	MO/WO	Black American Owned
GLIA GROUP INC	Software	1	\$82,753	CU	WO	
SUPERIOR MOVING SERVICE INC	National Moving and Relocation Services	5	\$67,098	DOA	WO	
VICTORY GLOBAL SOLUTIONS INC	Software Maintenance	1	\$51,062	DIT	MO/WO	Black American Owned
SB & COMPANY, LLC	Tax Compliance Services	1	\$40,000	DRR	MO	Black American Owned
FORCEBRAIN.COM, INC.	Software	1	\$26,856	DIT	MO/WO	Asian-Pacific American Owned
SYSTEMS INTEGRATION, INC.	Consolidated Contact Center Services	1	\$23,913	DOA	MO	Subcontinent Asian (Asian-Indian) American Owned
JAMA ENTERPRISES, INC.	Training Services	1	\$19,885	CU	MO/WO	Subcontinent Asian (Asian-Indian) American Owned
DIVERSIFIED DISTRIBUTORS INTERNATIONAL,	Software Maintenance	1	\$19,238	DIT	MO/WO	Other than one of the preceding
ADVANCED COMPUTER CONCEPTS INC	Software Maintenance	1	\$8,271	DIT	WO	
COUNTERTRADE PRODUCTS INC	Software Maintenance	1	\$710	DIT	WO	
<b>62 MWOB Contractors</b>		<b>170</b>	<b>\$281,089,654</b>			

## 2022 Through December

### MWOB Percentages (Awards and Contractors)

DATA ON NUMBER OF AWARDS AND NUMBER OF CONTRACTORS	2022 Through December
Total Active Awards (As of last date of reporting period)	882
Total MWOB Active Awards	273
	30.95%
Total Active Contractors (As of last date of reporting period)	415
MWOB Active Contractors	109
	26.27%
Total Contractors Receiving Awards	202
MWOB Contractors Receiving Awards	62
	30.69%
Total Number of Awards	403
Total Number of MWOB Awards	170
	42.18%

### MWOB Dollars by Division

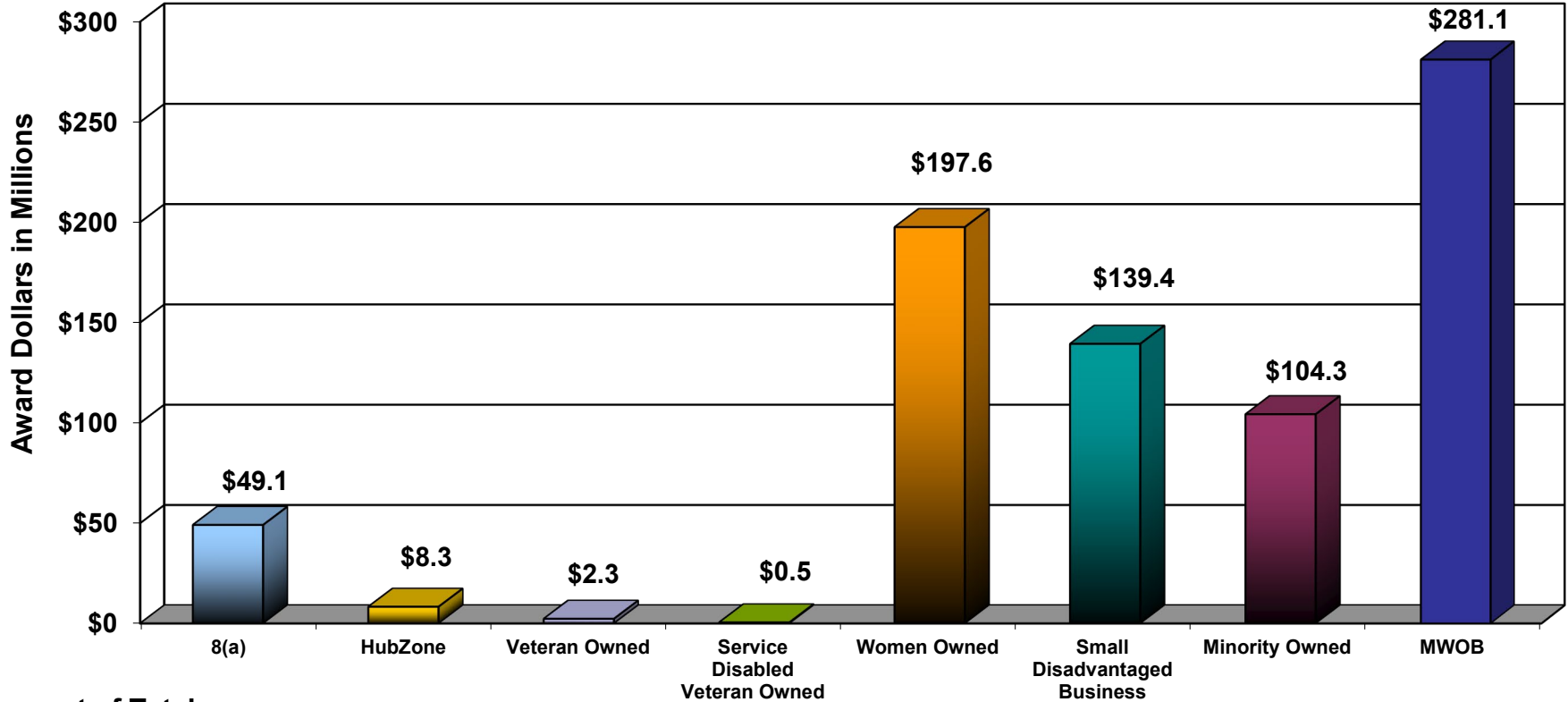
Division	Dollars	Percentage
DIT	\$197,079,191	70.1%
DOA	\$51,786,307	18.4%
DRR	\$24,215,674	8.6%
OMWI	\$5,632,847	2.0%
CU	\$2,375,635	.8%
<b>TOTAL</b>	<b>\$281,089,654</b>	<b>100.0%</b>

January 5, 2023





## FDIC Total Awards by Socio Economic Categories January 1 – December 31, 2022

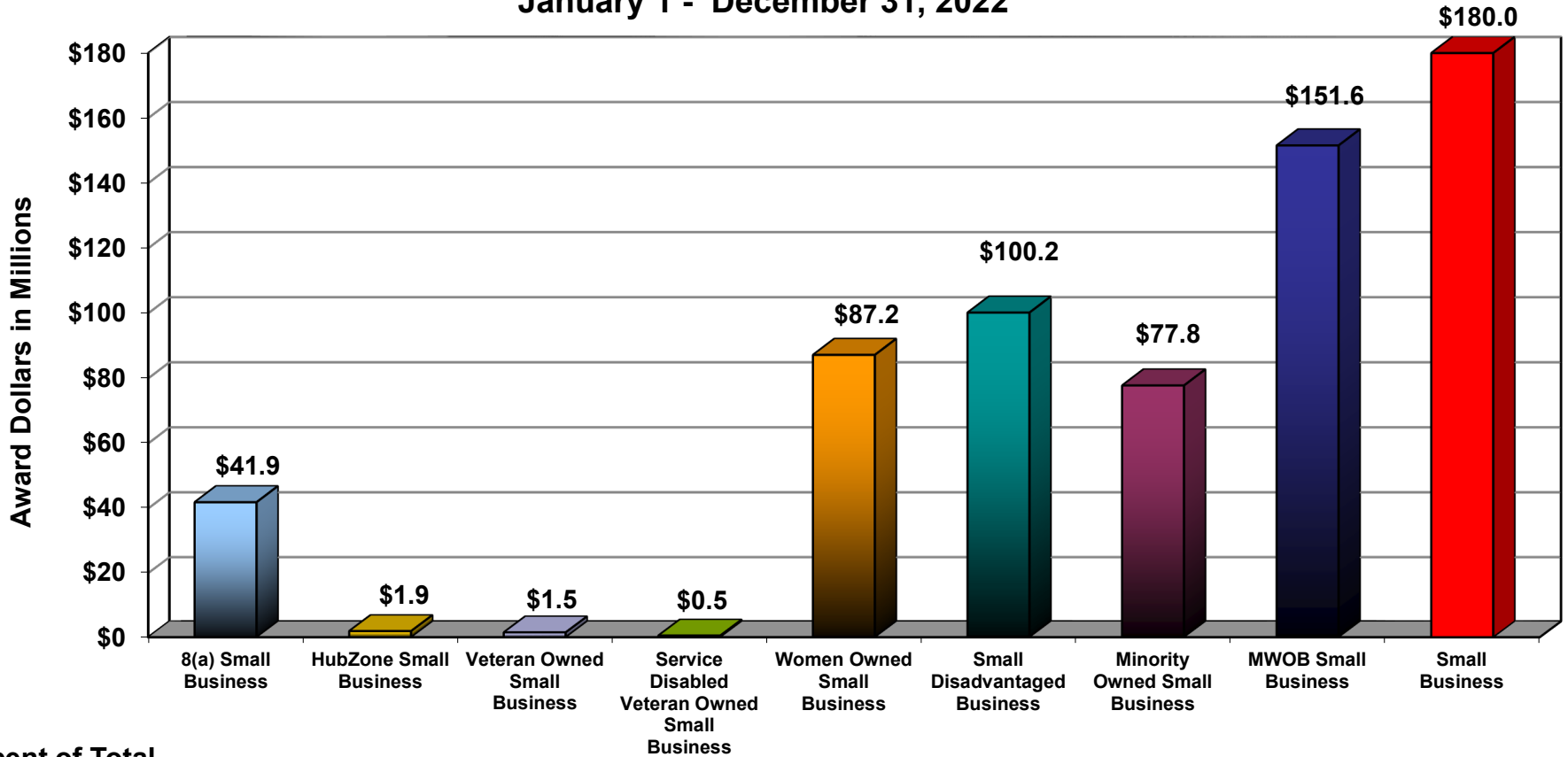


Percent of Total FDIC Awards:	8(a)	HubZone	Veteran Owned	Service Disabled Veteran Owned	Women Owned	Small Disadvantaged Business	Minority Owned	MWOB
	8.1%	1.4%	0.4%	0.1%	32.5%	22.9%	17.1%	46.2%

Other Agencies' Percentage:	8(a)	HubZone	Veteran Owned	Service Disabled Veteran Owned	Women Owned	Small Disadvantaged Business	Minority Owned	MWOB
	5.4%	1.5%	5.3%	3.7%	5.1%	2.0%	9.2%	12.1%

\* Source is USASpending.gov for FY 2016. Percentages were based on a total amount derived from the selection of FY2016, Contracts, and all Contractor Types.

## FDIC Small Business Awards by Socio Economic Categories January 1 - December 31, 2022



**Percent of Total**

**FDIC Awards:**

6.9%	0.3%	0.2%	0.1%	14.3%	16.5%	12.8%	24.9%	29.6%
------	------	------	------	-------	-------	-------	-------	-------

**\*Other Agencies'**

**Percentage:**

4.1%	1.7%	5.4%	4.0%	4.8%	9.5%	N/A	N/A	24.3%
------	------	------	------	------	------	-----	-----	-------

**Govt-Wide Goal:**

N/A	3.0%	N/A	3.0%	5.0%	5.0%	N/A	N/A	23.0%
-----	------	-----	------	------	------	-----	-----	-------

N/A = Not Available

In determining what constitutes a small business, among other things, the definition will vary to reflect industry differences, such as size standards. Small Businesses must meet the size standard established for a contract, which are based on North American Industrial Classification System (NAICS) codes.

January 5, 2023